

CRIMINAL JUSTICE IN LOUISIANA

EAST BATON ROUGE PARISH

"We must measure Criminal Justice success based on our ability to make the community safer, while holding offenders appropriately accountable and providing services that reduce the risk that they cause additional harm. The opportunities to do this must be evaluated at every step of the justice process."

James M. Le Blanc



The mission of Corrections Services is to
ENHANCE PUBLIC SAFETY
through the **safe and secure**
incarceration of offenders, **effective**
probation/parole supervision and
proven **rehabilitative strategies**
that **successfully reintegrate** offenders
into society,
as well as to **assist individuals and**
communities victimized by crime.

Louisiana has the highest incarceration rate in the world

According to the Bureau of Justice Statistics' latest reports (2016), Louisiana ranks #1 nationally in incarceration rates per 100,000 of total population:

State	Incarceration Rate in 2016
Louisiana	760
Oklahoma	673
Mississippi	624
Arizona	585
Arkansas	583
Alabama	571
Texas	563
United States Average	450

“More than 1% of all males in seven states were in prison on December 31, 2016: Louisiana (1,469 per 100,000 male state residents), Oklahoma (1,207 per 100,000), Mississippi (1,200 per 100,000), Arkansas (1,095 per 100,000), Alabama (1,085 per 100,000), Arizona (1,071 per 100,000), and Texas (1,040 per 100,000).” **BJS Prisoners 2016**

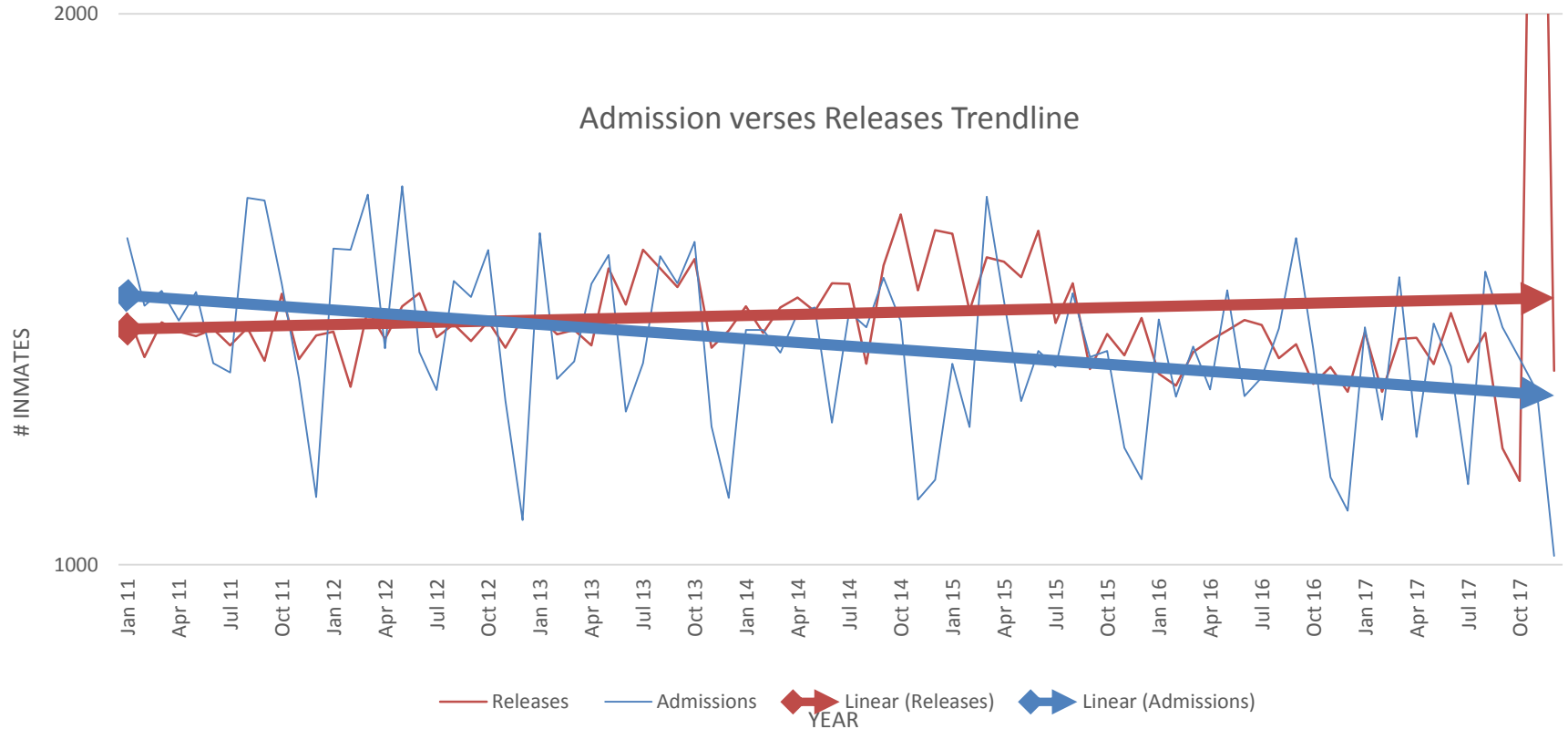


Crime Rate Impacts

Rate per 100,000 per LCLE Annual Crime Report

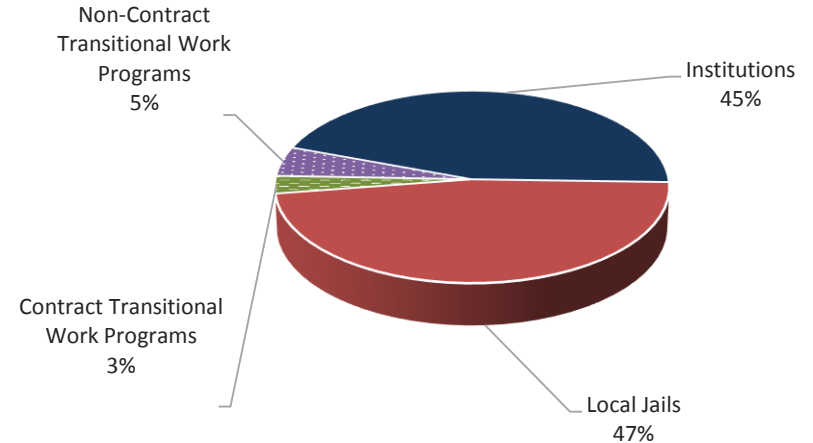
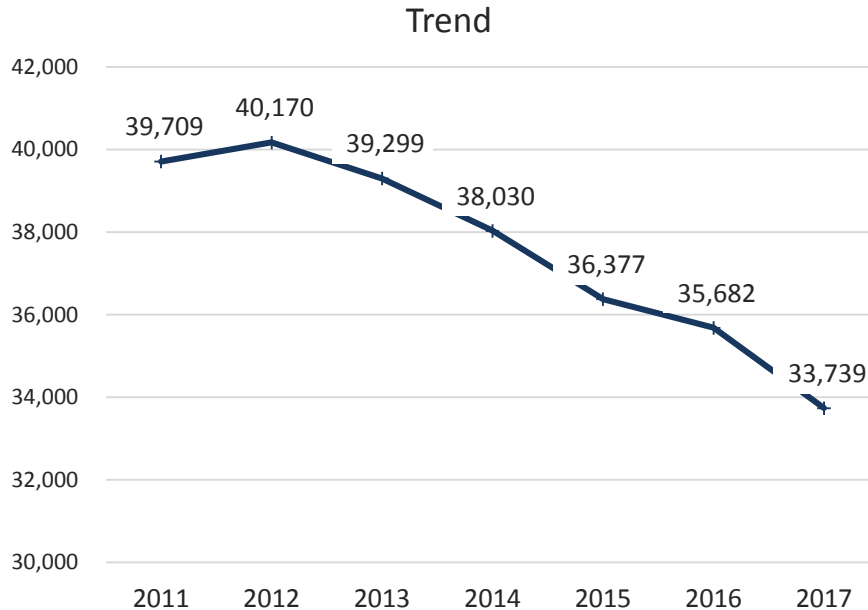
Type of Crime	Rate in 2007 Prior to Reentry Focus	Rate in 2014 The last available LCLE Crime Report
Murder	14.2	10.3
Rape	32.4	29.6
Robbery	141.7	122.5
Aggravated Assault	541.2	352.4
Motor Vehicle Theft	353.6	212.7
Statewide Average	4805.5	3973.5

First measure of success: Releases Surpass Admissions and Crime Rates are not increasing.....

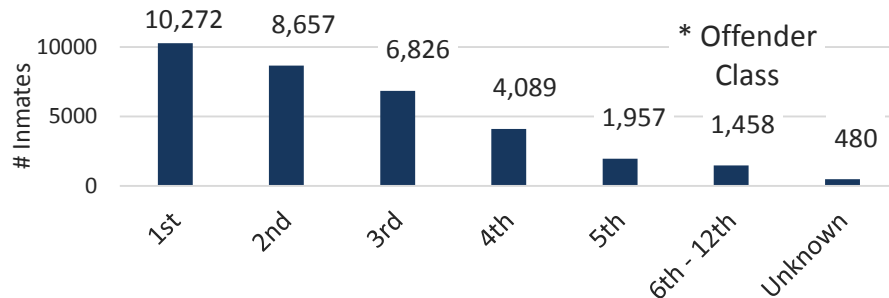
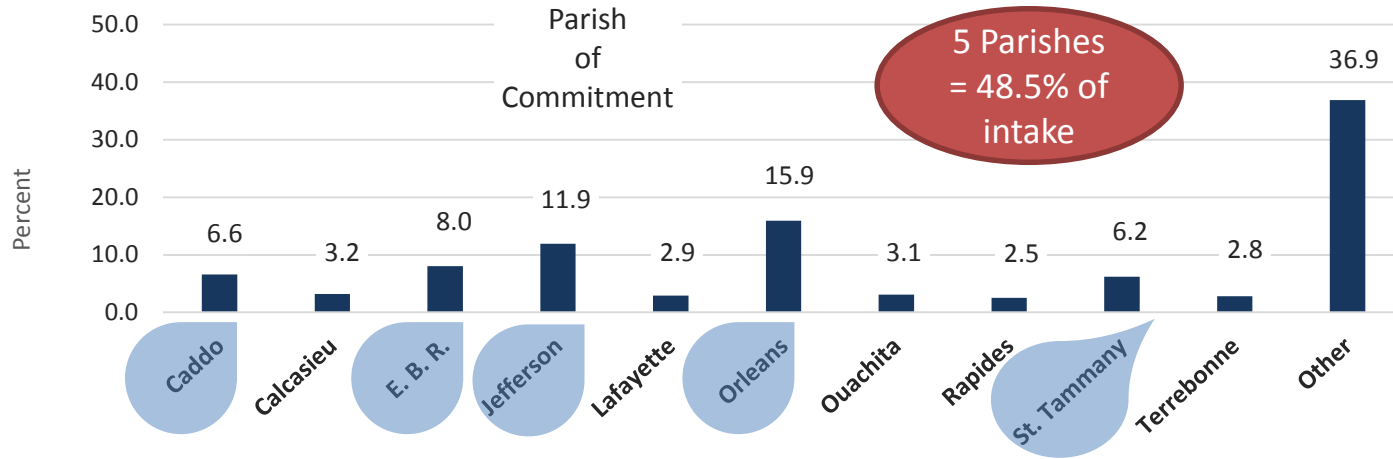


Population Demographics

As of 12/31/17 = 33,739



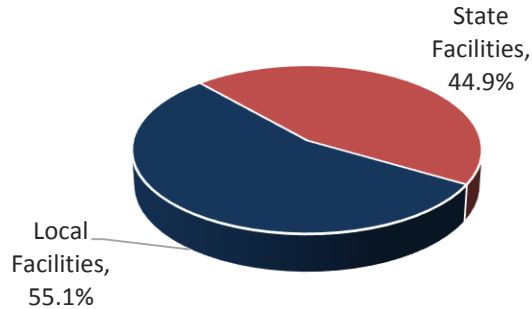
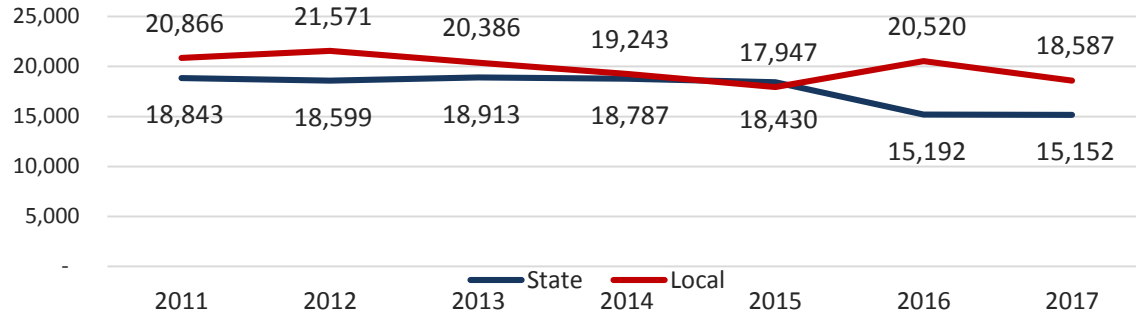
Total Adult Population



Most Serious Crime Commitment	Percent
Violent Crimes	48.0
Drug Crimes	19.2
Property Crimes	15.4
All Other Crimes	17.4

*Other – DUI, Poss of Firearm, Sex Offender Registration, and Vehicular Homicide

State versus Local Housing Pop Trend



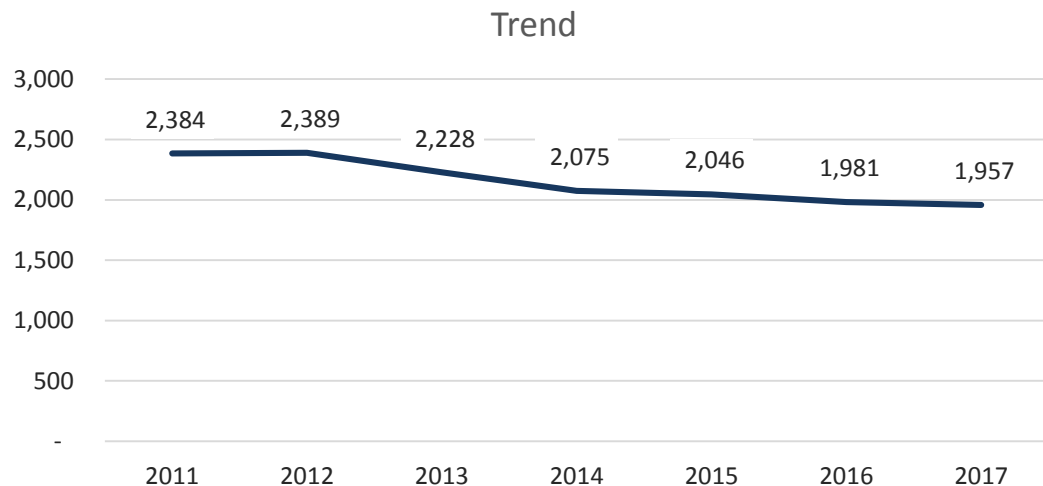
Comparing State Housing to Local Housing

Time Served (Yrs)	Percent of State Population	Percent of Local Population
0-5	41.7	86.1
6-10	20.1	8.2
11-15	11.4	2.6
16 - 20	10.6	1.4
21 +	15.3	0.4
Unknown	0.9	1.3

*Avg time served of State Pop: 10.5 yrs.
*Avg time served of Local Pop: 2.11 yrs.

Maximum Years Sentenced	# of State Offenders	Percent of State Population	# of Local Offenders	Percent of Local Population
0-2	174	1.1	1454	14.6
3-4	276	1.8	2593	25.9
5-6	770	5.1	3922	39.2
7-10	1906	12.6	5330	53.3
11-16	1446	9.5	2744	27.4
17 - 20	1293	8.5	1137	11.4
>20 (Fixed Term)	4398	29.0	1379	13.8
Life	4818	31.8	28	0.3
Death	71	0.5	0	0.0

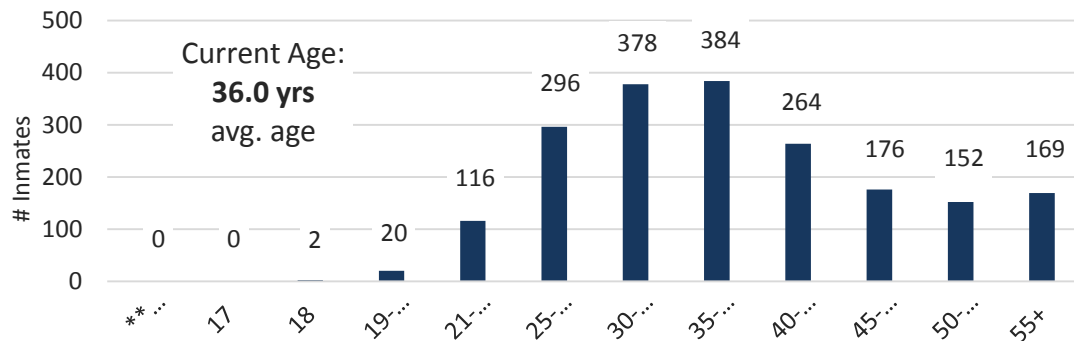
81% of those serving less than 10 years are housed at the local level.



Female 1,957

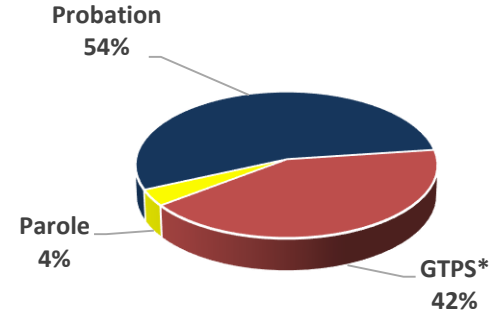
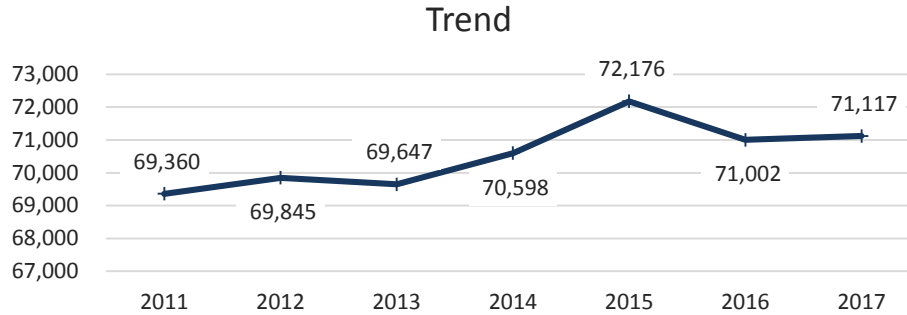
Most Serious Commitment Crime	Percent
Violent Crimes	37.3
Drug Crimes	29.5
Property Crimes	20.9
All Other Crimes	12.3

Time Served (Yrs)	Percent of Population
0-5	79.6
6-10	8.0
11-15	4.4
16 - 20	3.1
21 +	2.9
Unknown	2.0
*Average time served: 6.17 yrs.	



P&P Population Demographics

As of 12/31/17 = 71,117



Max Sent (YRS)	Probation	GTPS*	Parole
0-2	21.3%	12.5%	1.9%
3-4	36.3%	20.2%	2.8%
5	38.2%	18.5%	7.8%
6-10	2.7%	30.5%	20.1%
11-16	0.2%	10.3%	5.6%
17-20	0.0%	3.1%	2.9%
>20	0.1%	4.7%	25.8%
Death	0.0%	0.0%	0.0%
Pending Calculation/Re-calculation	1.2%	0.2%	27.8%

Most Serious Commitment Crime	Probation	GTPS*	Parole
Violent Crimes	9.1%	10.3%	33.5%
Drug Crimes	42.6%	41.3%	40.2%
Property Crimes	30.8%	29.5%	17.4%
All Other Crimes	17.5%	18.9%	8.9%

RECIDIVISM IN ADULT CORRECTIONS

(ALL P&P COMPLETIONS)

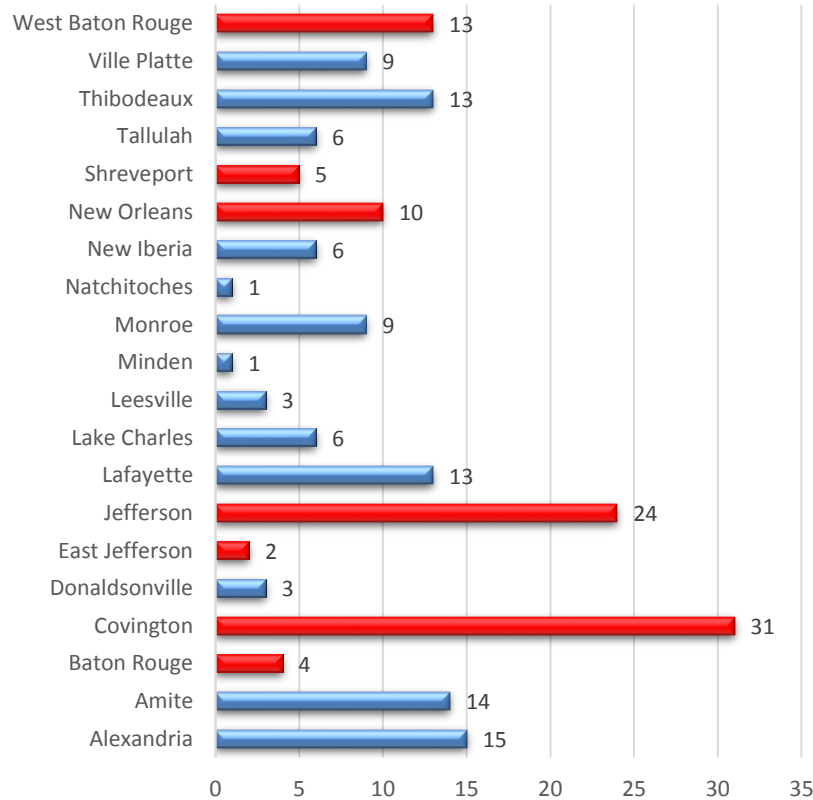
March 28, 2017

	Total Releases	1st Year Returns	%	2nd Year Returns	%	3rd Year Returns	%	4th Year Returns	%	5th Year Returns	%
2004	16,717	716	4.3%	1,461	8.7%	2,120	12.7%	2,718	16.3%	3,288	19.7%
2005	17,543	631	3.6%	1,467	8.4%	2,209	12.6%	2,921	16.7%	3,535	20.2%
2006	18,557	679	3.7%	1,667	9.0%	2,540	13.7%	3,295	17.8%	3,890	21.0%
2007	17,185	743	4.3%	1,691	9.8%	2,545	14.8%	3,175	18.5%	3,691	21.5%
2008	17,321	723	4.2%	1,728	10.0%	2,528	14.6%	3,205	18.5%	3,721	21.5%
2009	18,265	791	4.3%	1,777	9.7%	2,689	14.7%	3,347	18.3%	3,841	21.0%
2010	18,764	755	4.0%	1,774	9.5%	2,672	14.2%	3,363	17.9%	3,918	20.9%
2011	19,267	877	4.6%	1,925	10.0%	2,796	14.5%	3,470	18.0%	4,031	20.9%
2012	19,011	866	4.6%	1,880	9.9%	2,688	14.1%	3,375	17.8%		
2013	19,537	858	4.4%	1,837	9.4%	2,738	14.0%				
2014	18,346	897	4.9%	1,823	9.9%						
2015	17,908	812	4.5%								

P&P Caseload Deaths

188 between July '17 – Jan '18

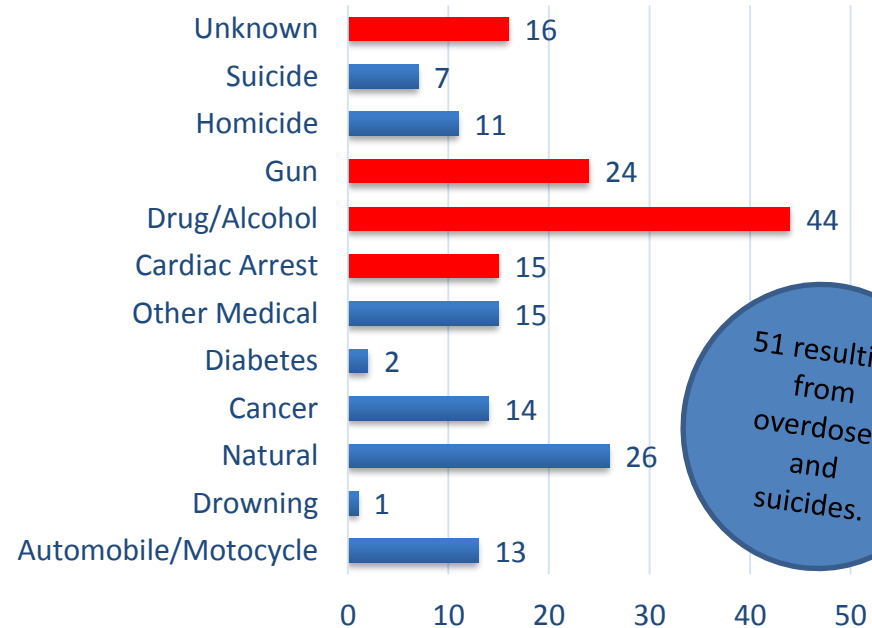
P&P Caseload Deaths by District



7/12/2018

*Red represents LA-PRI's Initial Focus.

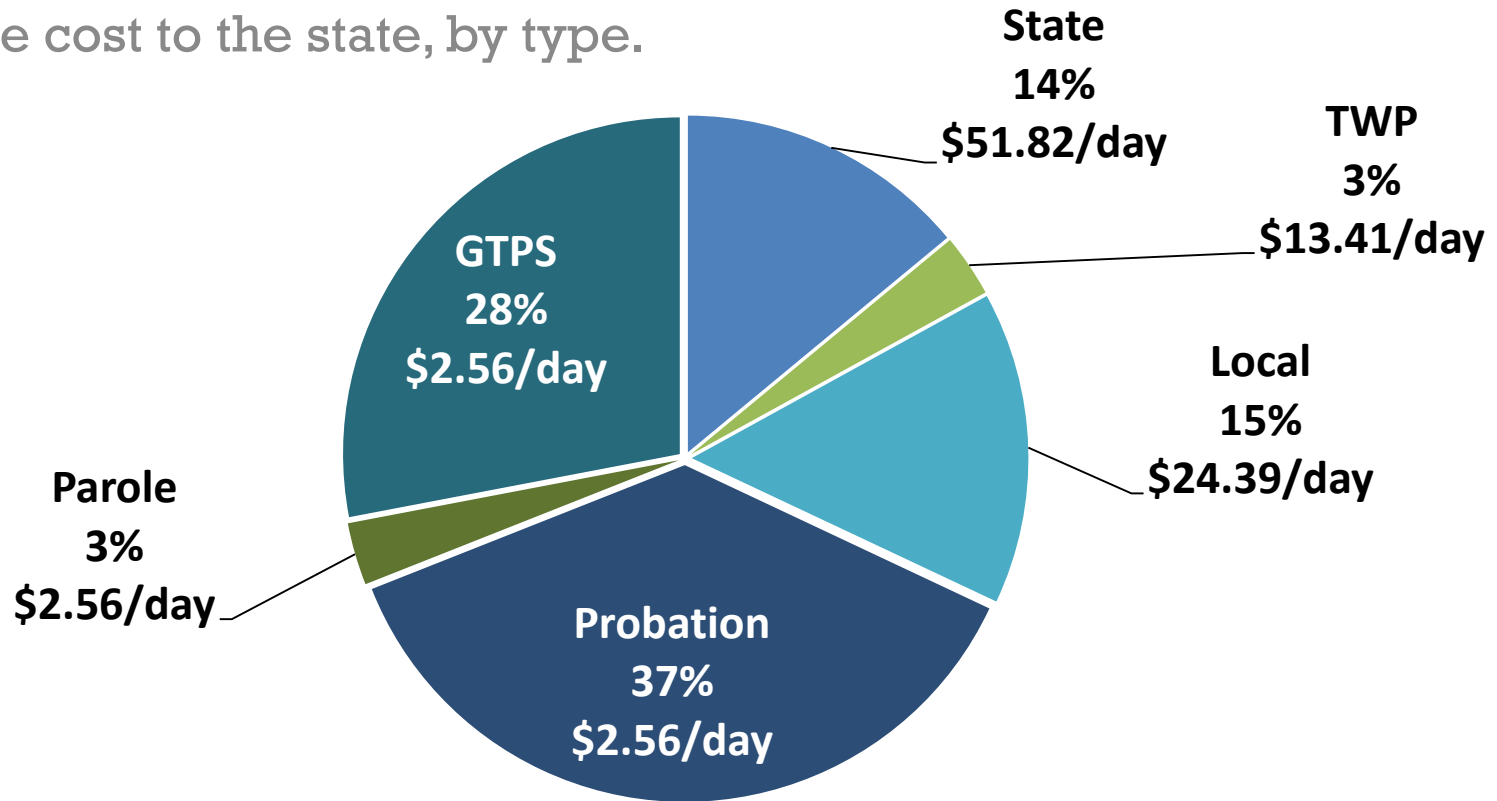
P&P Deaths by Type



51 resulting from overdoses and suicides.

A total of 104,856

The cost to the state, by type.



III. Louisiana Criminal Justice Reform

- PEW Study and Legislative Package – Phase I
- Criminal Justice Institute – Phase II
- JRI Oversight Council
- Grant coordination and evaluation

Phase I: 2017 JRI Legislation

- Changes to Certain Penalties
 - Increased options for probation for offenses with sentences less than 10 years
 - Reduced penalties for simple possession (excluding fentanyl and heroin)
 - Created the Felony Class Task Force
 - Narrowed the application and enhancements of Habitual Offender Statute
- Changes to Parole Eligibility and Good Time
 - Parole eligibility– 25% for non violent, 65% for violent (prospective only)
 - Goodtime calculation rate 35% nonviolent (retroactive)
 - Juvenile Lifer Parole Eligibility – 25 Years
 - Medical treatment furlough
 - Parole Eligibility for 1970's 2nd Degree Murder lifers

2017 JRI Legislation

- Community Supervision
 - Earned Compliance Credits for non-violent offenders on Supervision (probation and parole (Good-time)
- Reduce Barriers to Reentry
 - Fines and fees – Judicial discretion to create payment plans
 - Suspension of Child Support while incarcerated
 - SNAP benefits for Drug Offenders- removed restriction
- Data Tracking and Reinvestment of Savings
 - 70% Back in to Criminal Justice
 - 30% State General Fund
 - Annual Report to the Legislature

Population Reduction and Projected Savings

- With this ambitious package, Louisiana is projected to reduce the prison population by 10% and save \$262 million over the next decade.
- 70% of these savings – an estimated \$184 million– will be reinvested back into the criminal justice system

Phase II Implementation:

Established the Governor's JRI Oversight Council

- Quarterly Meetings
- Membership:
 - Secretary LeBlanc – Chairmen
 - Judge Robert Morrison
 - Sherriff Turlich
 - Elaine Ellerbie (Right on Crime)
 - Representative Walt Leger
 - Senator Dan Claitor
 - Attorney Bernard Boudreaux
 - Judge Rusty Knight
 - D.A. John DeRossier
 - Norris Henderson (VOTE)
 - Steve Toups (Turner Industry)
 - Senator Danny Martiny
 - Representative Terry Landr

Phase II Technical Support

BJA: Crime and Justice Institute (CJI)

- 3 Full Time staff dedicated to DOC for the next 3 years
- Training, Developing Policy, Data Tracking
- \$500,000 Grant for Start up implementation
 - Overtime for Time comp and Probation and parole
 - Training for Judges, DAs, Probation and Parole etc
 - Data analytics and Geo Mapping Software
 - JRI Implementation Coordinator
- Developed Practitioner's Guide for Judges

Phase II: Reinvestment of Savings

Reinvestment of savings. Establishes that 70% of savings will be deemed a bona fide obligation of the state to be allocated as follows:

- **Grants for community-based prison alternatives (30%)** – to be distributed to parishes, judicial districts, and nonprofit community partner organizations to expand evidence backed prison alternatives.
- **Grants for victims services (20%)** – to be distributed to victim services providers for safety planning, shelters and transitional housing, trauma-informed treatment, victim focused training for justice system professionals, and other victim services.
- **Department of Corrections targeted investments** (50% in the first year and 30% in subsequent years) – to be invested in community supervision and programming, treatment, education, and employment services in prisons and parish jails.
- **Office of Juvenile Justice** (0% in the first year and 20% in subsequent years) – to be invested in programs and services to reduce recidivism among youth in the juvenile justice system.

IV. JRI Reporting as per Act 261

We are working with CJI and LCLE to design a template to track data relative to JRI changes in order to determine how these changes are affecting and impacting our department. This data will be used to create the reporting required by legislation.

- Admissions by type of admit, crime category and average sentence length
- Release by type of release, crime category and average served
- Current Pop by admit type, crime category and CTRP credits
- Parole Hearings and Grant Rate
- Supervision types, crime category, revocations, violations, sanctions, Jail sanctions, earned credits and closures

V. COMMUNITY SUPERVISION

- Total statewide on community supervision is 68,662 which is down from 71,819 in November, 2017
- 6255 offenders living in East Baton Rouge Parish being supervised by Baton Rouge District and West Baton Rouge District
- BRD has the central part of the parish, WBRD the outlying areas (Central, Zachary, Baker, southern Gardere)
- Resources in East Baton Rouge may be tapped to serve offenders being supervised in surrounding parishes such as Ascension and Livingston

COMMUNITY SUPERVISION

P&P needs community involvement to enable us to provide a holistic supervision plan. Effective collaboration is:

- Actionable
- Tangible
- Available
- Follow Through
- Results Oriented
- Feedback
- Positive
- Honest
- Realistic
- Open Communication
- Precise Communication

Community Supervision

- In BRD 2781 are on probation; 2392 are on parole
- 187 of BRD cases are sex offenders
- BRD is comprised of 38 field staff; 6 supervisors; 1 district administrator-Gerri Garon; JRI Community Resource Coordinator-Stephanie Webb
- 7 officers from WBRD supervise in East Baton Rouge Parish
- 141 new cases were processed in the month of February in BRD
- Average cases closures are 135 per month in BRD

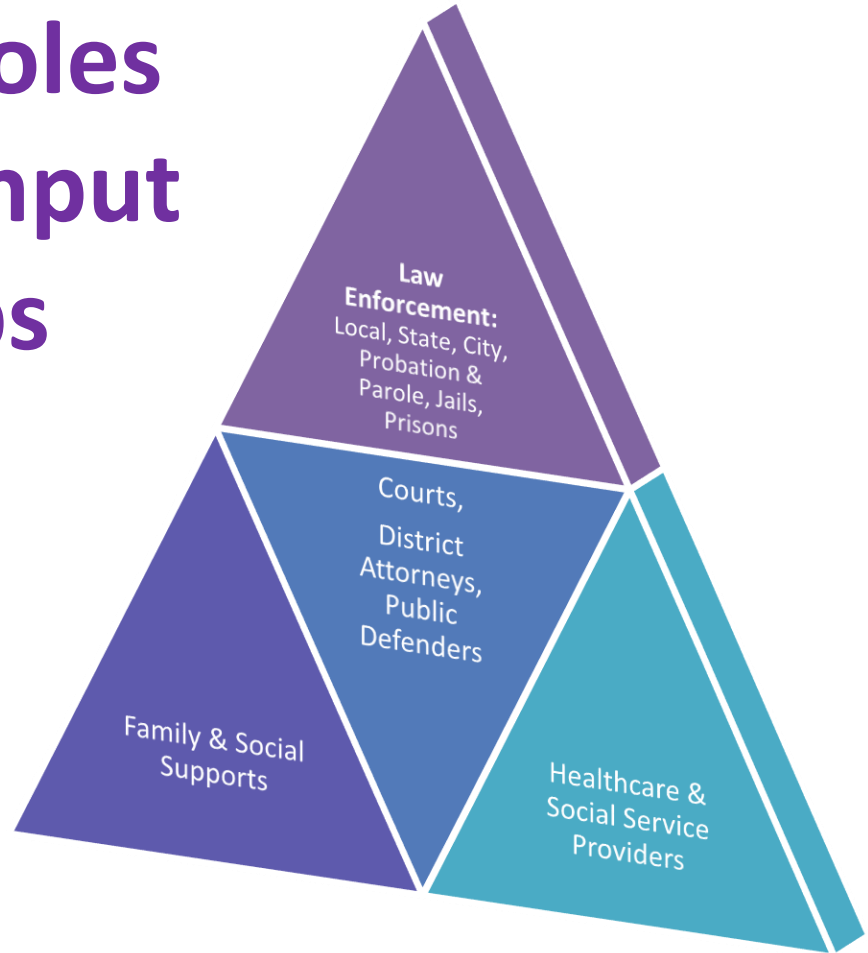
Community Supervision

- Baton Rouge District JRI Community Resources Coordinator is Stephanie Webb
- Specialization of caseloads--sex offenders, mental health, drug court, reentry court
- BRD houses the GEO Day Reporting Center which serves 25-40 participants each month
- Other area JRI Community Resources Coordinators are Mike Phelps in Covington District, Kewana Ceasor in Jefferson District, Rebecca Ikner in New Orleans District and Phil Adkins in Shreveport District

VI. Defining the Roles & Key Players for Input and Partnerships

The community is involved in the Prisoner Reentry Initiative and meeting regularly through our Community Reentry Coalitions (to be discussed later by Asst. Sec. Covington).

DPS&C will criminal justice stakeholders in the respective areas meet with a representative of these groups on a regular basis.



VII. EBR Statistics

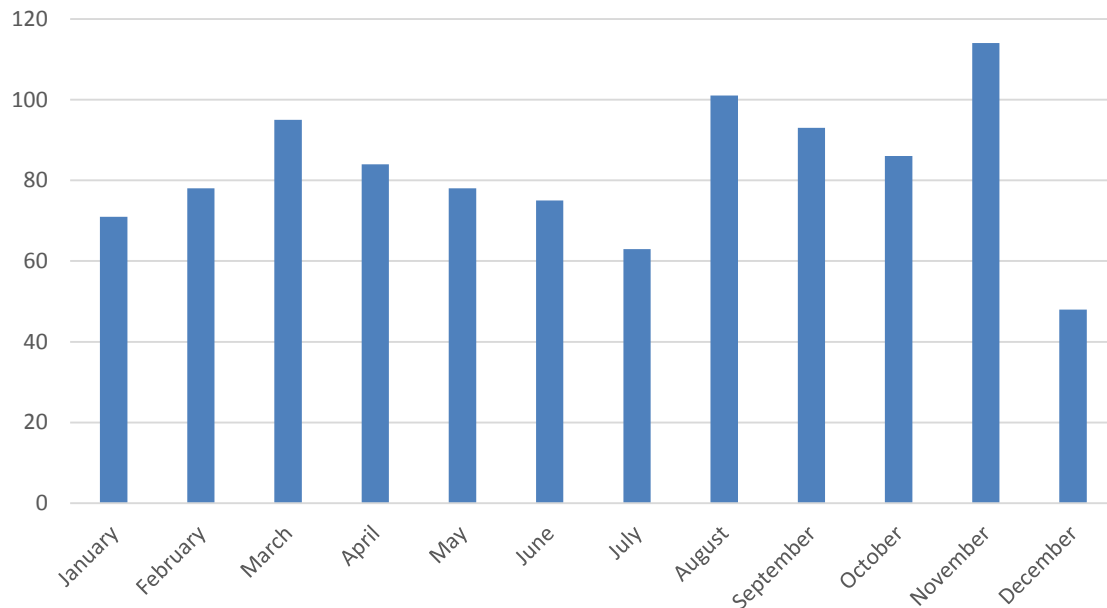
- We know stakeholders have a need for data about the offenders coming back to your parish.
- We are working in several areas to identify what data we can share and how that will best be done to help you identify those coming back to your community.

East Baton Rouge – Transfers Post Conviction	33
Release	30
FEDERAL	3
NOT IN CUSTODY	5
ALLEN PP	1
ASCENSION PP	12
ASSUMPTION	1
AVOYELLES PP (DC 1)	1
CADDO CORRECTIONAL CENTER	1
CALCASIEU CORR CTR	3
CALDWELL	100
CATAHOULA	97
CLAIBORNE DETENTION CENTER	1
CONCORDIA PARISH DETENTION CENTER	1
E. BATON ROUGE PP	24
EAST CARROLL DETENTION CENTER	3
EAST FELICIANA PP	4
FRANKLIN DETENTION CENTER	21
IBERIA PP	1
IBERVILLE PP	4
J B EVANS CORRECTIONAL CENTER	1
JACKSON	1
JEFFERSON PP	1
LA TRANSITION CENTER PP	1
LAFAYETTE PP	1
LAFOURCHE PP	1
LASALLE CORRECTIONAL CTR	1
LINCOLN PP	1
LIVINGSTON	32
MOREHOUSE PP	1
ORLEANS PP	5
OUACHITA PP	1
POINTE COUPEE PP	5
RICHLAND DC FEMALE	12
RICHWOOD BWP	1
RIVER CORRECTIONAL CENTER	18
RIVERBEND DETENTION CENTER	249
ST. LANDRY PP	1
ST. TAMMANY PP	1
TENSAS	66
W BATON ROUGE	19
LA STATE PEN	13
LSP/ORL REENTRY	2
LCW/HRDC	3
DIXON CORR INST	2
HUNT RECEPTION AND DIAGNOSTIC	10
	986

**986 into
46 location
codes**

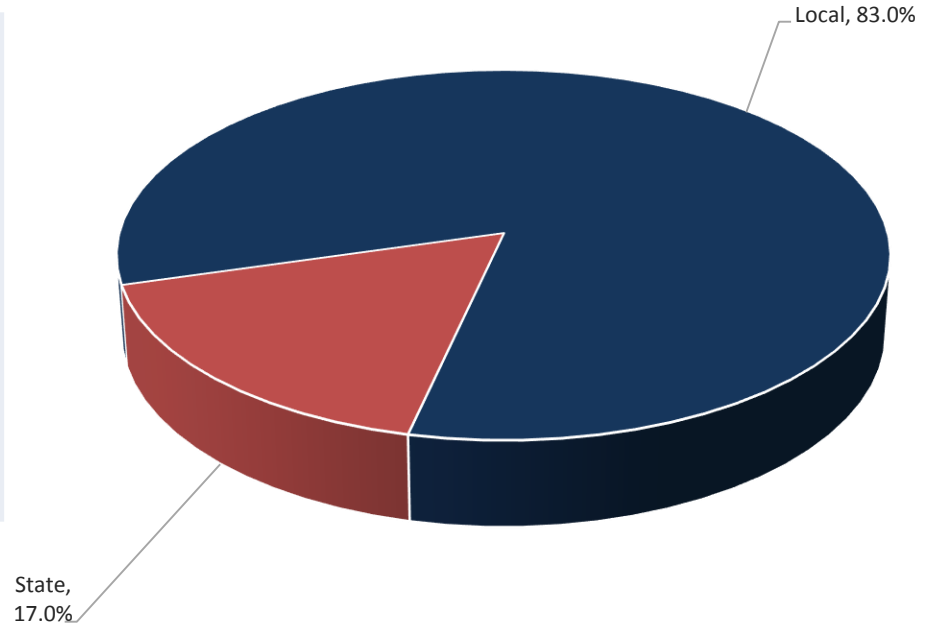
EBR Admissions 2017

Admissions 2017 - East Baton Rouge

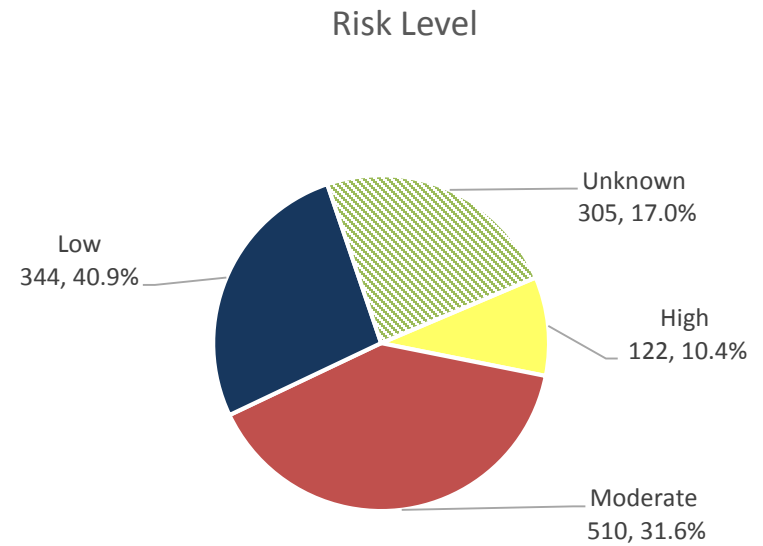
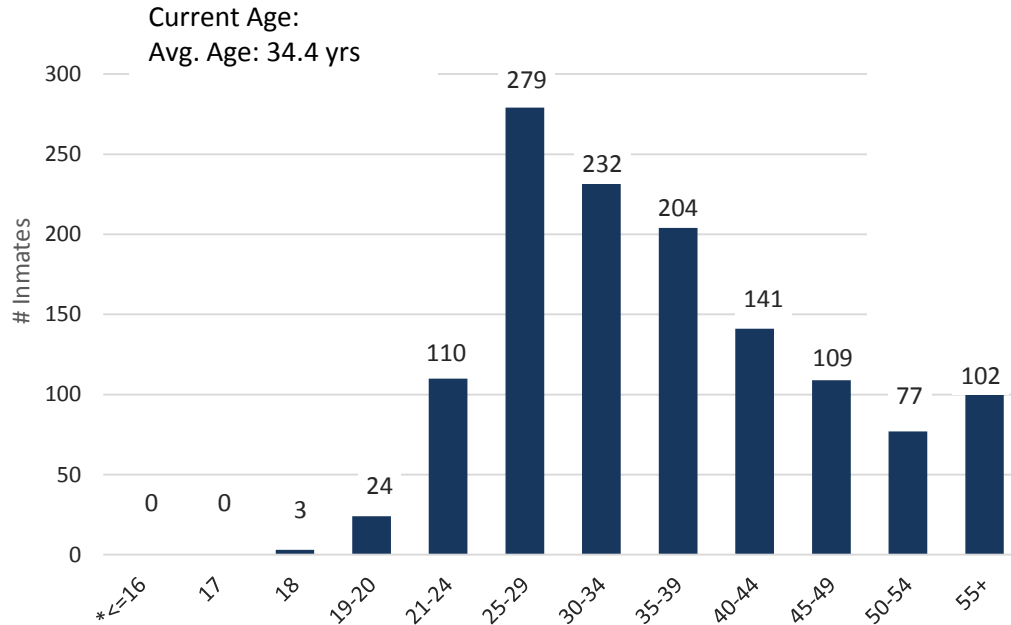


East Baton Rouge Releases - 2017

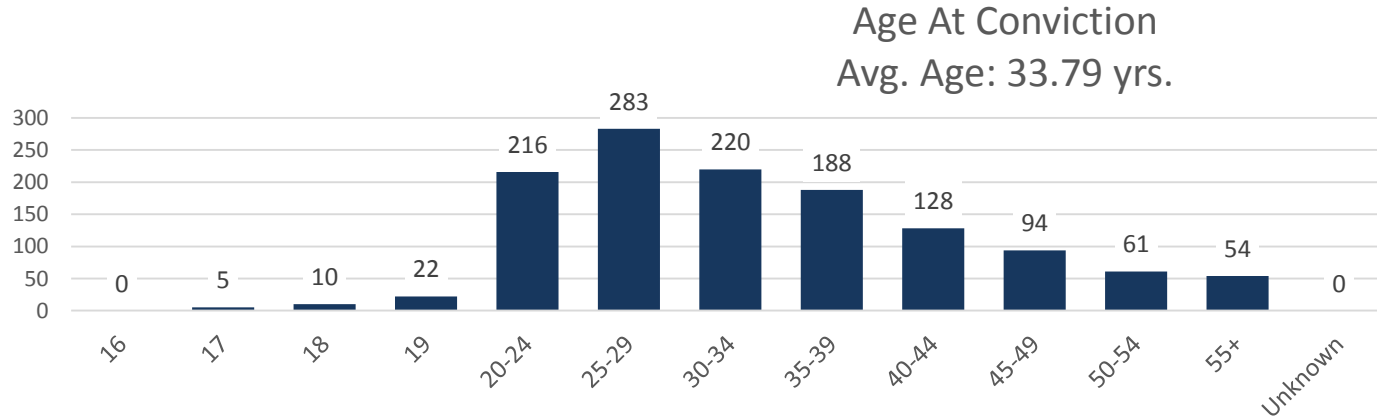
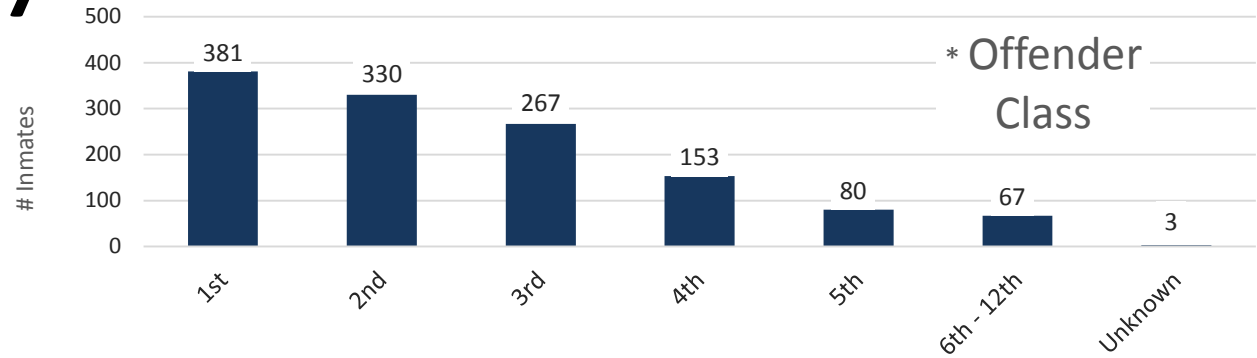
1,280 releases -
from 99
different
locations.



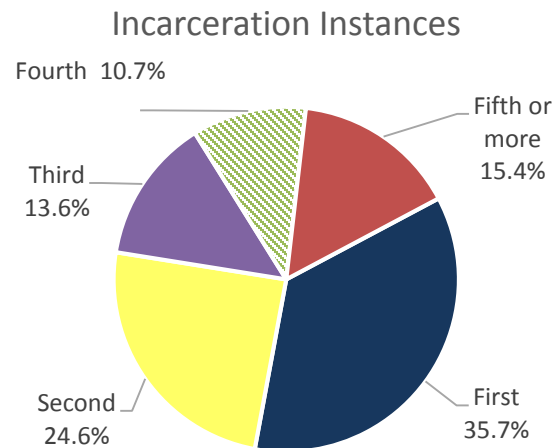
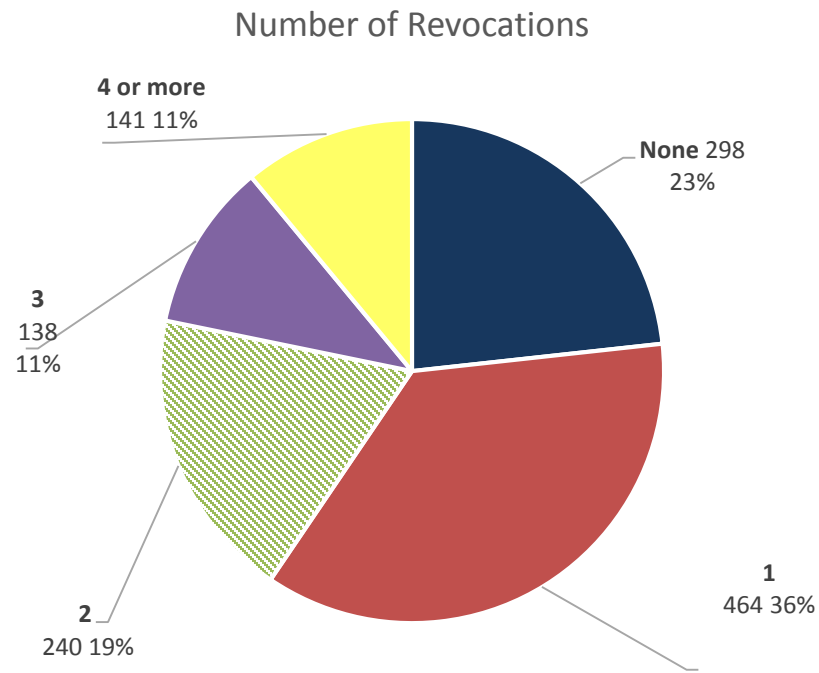
East Baton Rouge Releases - 2017



East Baton Rouge Releases - 2017



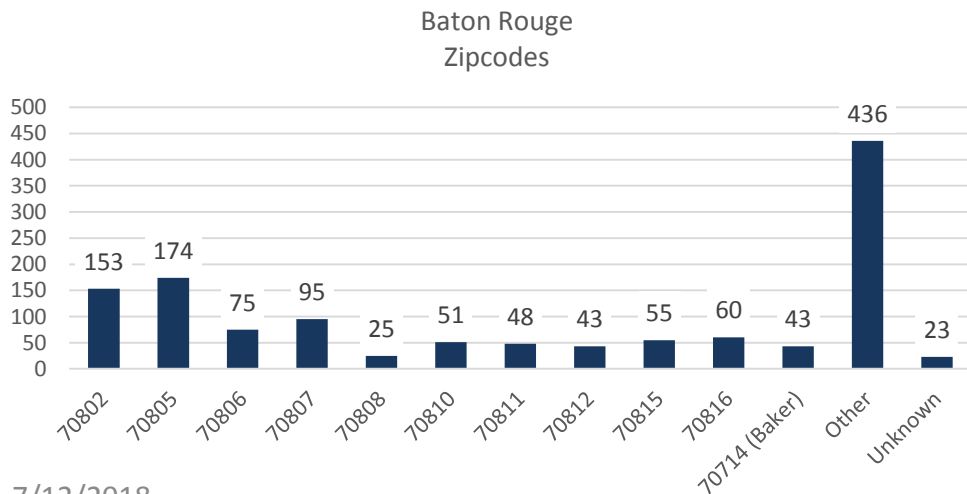
East Baton Rouge Releases - 2017



East Baton Rouge Releases - 2017

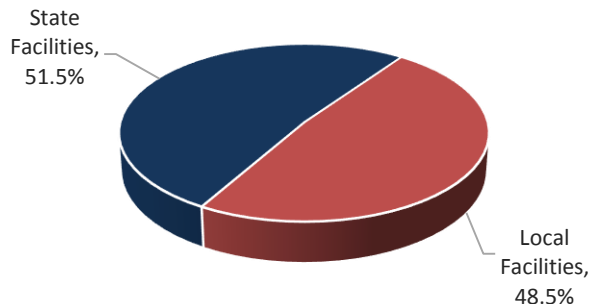
Time Served (Yrs)	Percent of Population
0-5	87.2
6-10	6.0
11-15	2.1
16 - 20	0.9
21 +	1.6
Unknown	2.2
*Average time served: 2.48 yrs	

Most Serious Commitment Crime	Longest Sentence	Most Serious Offense
Violent Crimes	18.1	17.7
Drug Crimes	23.1	23.6
Property Crimes	40.9	39.6
Sex Nonviolent	2.7	2.7
All Others	15.2	16.4



Max Sent to be Served (Yrs)	# of Offenders	Percent of Population
0-2	308	24.0
3-4	212	16.5
5-6	233	18.2
7-10	215	16.8
11-16	112	8.7
17 - 20	37	2.9
>20 (Fixed Term)	40	3.1
Life	8	0.6
Death	0	0.0
Pending Calculation/ Re-calculation	116	9.1
Avg Sentence: 6.68 yrs		

Current Population with EBR POC: 2,582



Time Served (Yrs)	Percent of Population
0-5	57.7
6-10	14.6
11-15	8.6
16 - 20	9.0
21 +	9.9
Unknown	0.2
*Average time served: 7.65 yrs	

Most Serious Commitment Crime	Longest Sentence	Most Serious Offense
Violent Crimes	66.5	71.7
Drug Crimes	7.8	6.9
Property Crimes	12.5	12.2
Sex Nonviolent	5.2	4.7
All Others	8.1	4.6

Max Sent to be Served (Yrs)	# of Offenders	Percent of Population
0-2	82	3.2
3-4	143	5.5
5-6	224	8.7
7-10	486	18.8
11-16	330	12.8
17 - 20	219	8.5
>20 (Fixed Term)	593	23.0
Life	490	19.0
Death	15	0.6
Pending Calculation/ Re-calculation	0	0.0
Avg Sentence: 19.20 yrs		

DISCLAIMER: The information related to expected releases within this presentation is based on the data available at the time this presentation was created and will change based on a number of factors.

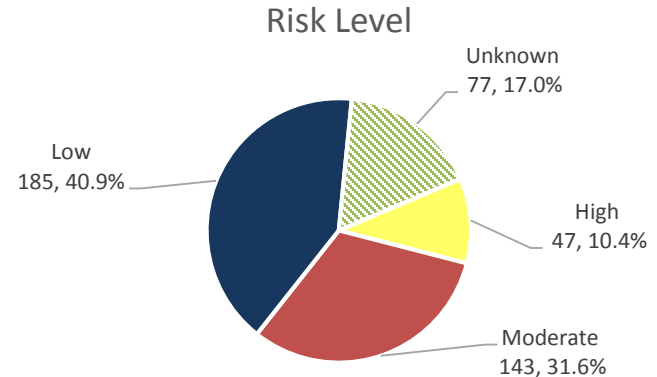
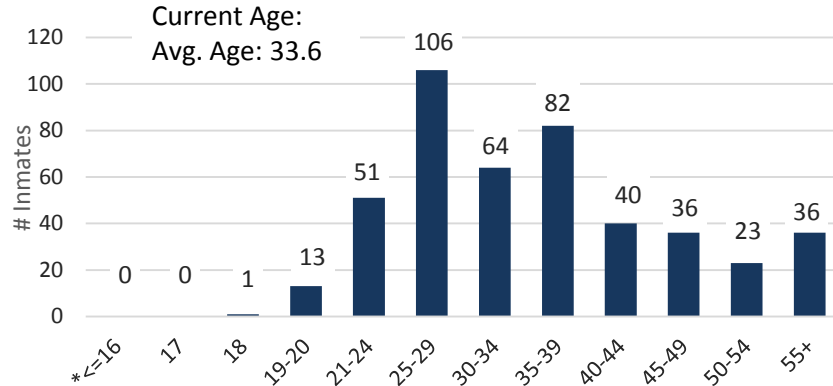
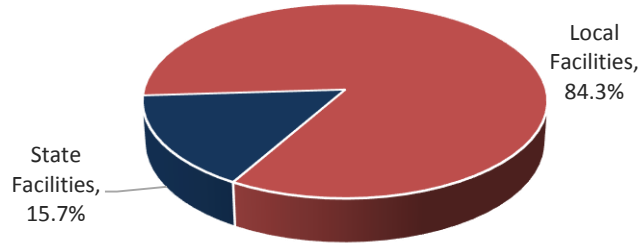
- For those viewing these slides without the verbal presentation from DPS&C staff, it is important to understand that the information on projected releases to specific parishes is based on offenders who had a release date in our system within the time period shown, on the date we pulled these reports.
- It does not represent the entirety of releases that will be expected to these areas. Offenders enter into our custody daily and time computation is worked daily on new and existing offenders based on new sentencing information, jail credit information, program credit opportunities, and loss of good time for disciplinary behavior.
- DPS&C is working on a method for sharing projected release information with local law enforcement and reentry partners/coalitions in a more consistent manner. In the meantime, this presentation represents only what could be projected at the time of each of the Justice Reform and Reinvestment Forum.

EBR Population – Demographic Profile

Releasing 7.1.18 and 6.30.19

452

East Baton Rouge Parish
8% of total custody population



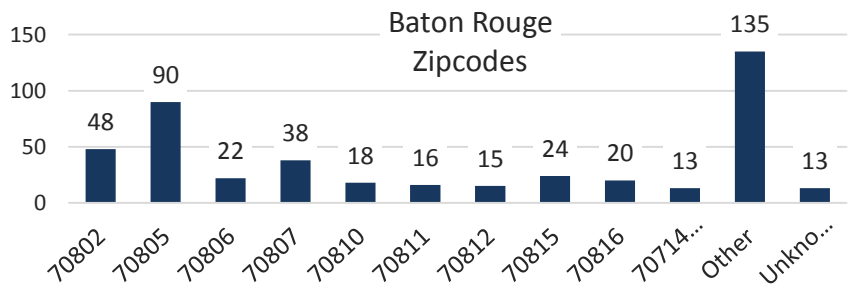
EBR Population – Demographic Profile

Releasing 7.1.18 and 6.30.19

Most Serious Commitment Crime	Longest Sentence	Most Serious Offense
Violent Crimes	30.3	37.2
Drug Crimes	19.7	16.6
Property Crimes	30.3	31.2
Sex Nonviolent	5.5	5.5
All Others	14.2	9.5

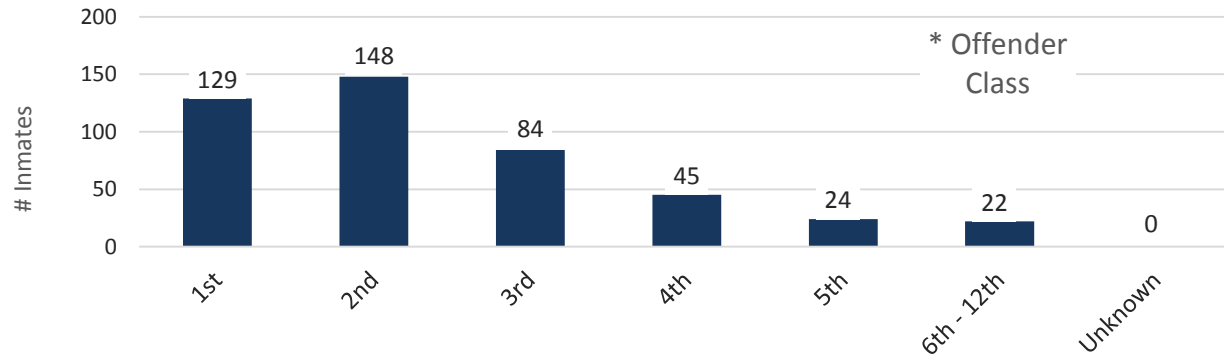
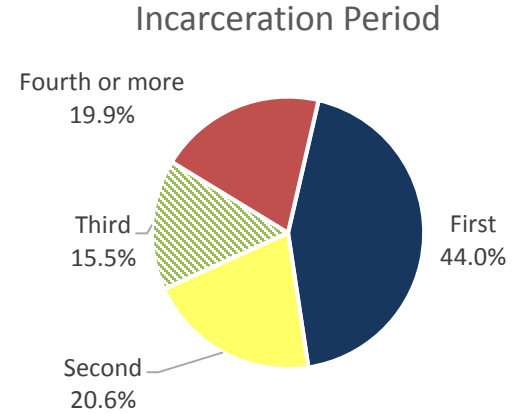
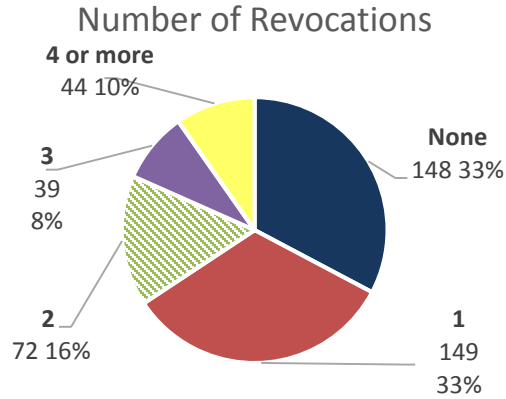
Time Served (Yrs)	Percent of Population
0-5	86.5
6-10	8.2
11-15	2.2
16 - 20	2.7
21 +	0.4
Unknown	0.0
*Average time served: 2.40 yrs	

Max Sent to be Served (Yrs)	# of Offenders	Percent of Population
0-2	30	6.6
3-4	85	18.8
5-6	126	27.9
7-10	130	28.8
11-16	54	11.9
17 - 20	10	2.2
>20 (Fixed Term)	17	3.8
Life	0	0.0
Death	0	0.0
Pending Calculation/ Re-calculation	0	0.0
Avg Sentence: 7.70 yrs		



EBR Population – Demographic Profile

Releasing 7.1.18 and 6.30.19



VIII. Justice Reinvestment Funding

Return on Investments: Reentry

Reentry Centers, Day Reporting Centers, & Staffing

Fiscal Year	Re-Entry Services	Day Reporting Centers	Add'l. Re-Entry Positions	Total	Savings f/Pop Decrease	Net Savings
FY 12-13	1,409,536	799,999	0	2,209,535	3,457,283	1,247,748
FY 13-14	1,454,150	800,000	0	2,254,150	10,257,702	8,003,552
FY 14-15	2,290,244	1,190,238	2,214,806	5,695,288	21,192,959	15,497,671
FY 15-16	3,901,001	3,087,607	2,214,806	9,203,414	35,168,429	25,965,015
FY 16-17	4,038,587	1,760,699	2,214,806	8,014,092	41,346,904	33,332,812
Total	13,093,518	7,638,543	6,644,418	27,376,479	111,423,276	84,046,797
T.O.			25	25		

FY 18 Projected JRI Savings

(To be appropriated in FY19)

	TOTAL	30% State	20% OJJ	JUSTICE RE-INVESTMENT			
				TOTAL	30% Grants	20% LCLE Vic	50% DOC Inv
October-17	\$0	\$0	\$0	\$0	\$0	\$0	\$0
November-17	\$1,171,452	\$351,436	\$0	\$820,016	\$246,005	\$164,003	\$410,008
December-17	\$1,422,205	\$426,662	\$0	\$995,544	\$298,663	\$199,109	\$497,772
January-18	\$1,655,837	\$496,751	\$0	\$1,159,086	\$347,726	\$231,817	\$579,543
February-18	\$1,779,007	\$533,702	\$0	\$1,245,305	\$373,591	\$249,061	\$622,652
March-18	\$2,117,808	\$635,342	\$0	\$1,482,466	\$444,740	\$296,493	\$741,233
April-18	\$2,003,395	\$601,019	\$0	\$1,402,377	\$420,713	\$280,475	\$701,188
May-18	\$2,056,565	\$616,970	\$0	\$1,439,596	\$431,879	\$287,919	\$719,798
June-18	\$1,977,785	\$593,336	\$0	\$1,384,450	\$415,335	\$276,890	\$692,225
	\$14,184,054	\$4,255,216	\$0	\$9,928,838	\$2,978,651	\$1,985,768	\$4,964,419

Projected Justice Reinvestment

\$3M - Community Reinvestment (30% of JRI Reinvestment)

- RFP's by May 1st and issue Awards for July 1
- Currently working with funders groups to craft the RFP's – broad enough to allow for creative proposals but yet specific enough to identify needs and propose solutions.
- Focused on 5 parishes of LA-PRI, 48.5% of our admissions.

\$1.9M - LCLE Reinvestment for Victim Services

- Better enforcement of victim's rights
- Increased transparency and accessibility for victims.
- Investment in victim services (i.e. victim advocates, trauma-informed services, shelters, etc.)
- Reducing the likelihood of re-offense and re-victimization.

\$4.9M - DOC Internal Reinvestment (50% of JRI Reinvestment)

- 5 P&P Regional Resource Coordinators in the 5 Targeted LA-PRI Parishes (48.5% of population)
- Tentatively, the plan is to reinvest these dollars back into
 - i. Increase programming for state inmates at the local level jails,
 - ii. Opening a halfway house pilot programs,
 - iii. Enhancing and expansion of local level regional reentry centers
 - iv. P&P Staffing and Day Reporting Centers
- Local Level Reception Center
- Specialty Courts

\$0 - Office of Juvenile Justice Reinvestments (second year investment)

IX. Partnerships not Silos

TIGER Risk/Need/Responsivity

Risk assessment

Risk of recidivating

Needs Assessment

Determine what areas need programming

Determine the extent of those needs

Responsivity

Deliver the material in a way that it can be understood and absorbed.

Tailor the information to the recipient

Prioritize key areas (criminogenic needs)

Tiger Timeline

Continued Programming of Supervision Tool Q2 2018

Programming of Prescription Bundles Q2 2018

2nd Wave testing

Q2 2018

Launch of Institutional Risk/Needs Tool Q3 2018

Launch of Supervision Risk/Needs Tool Q3 2018

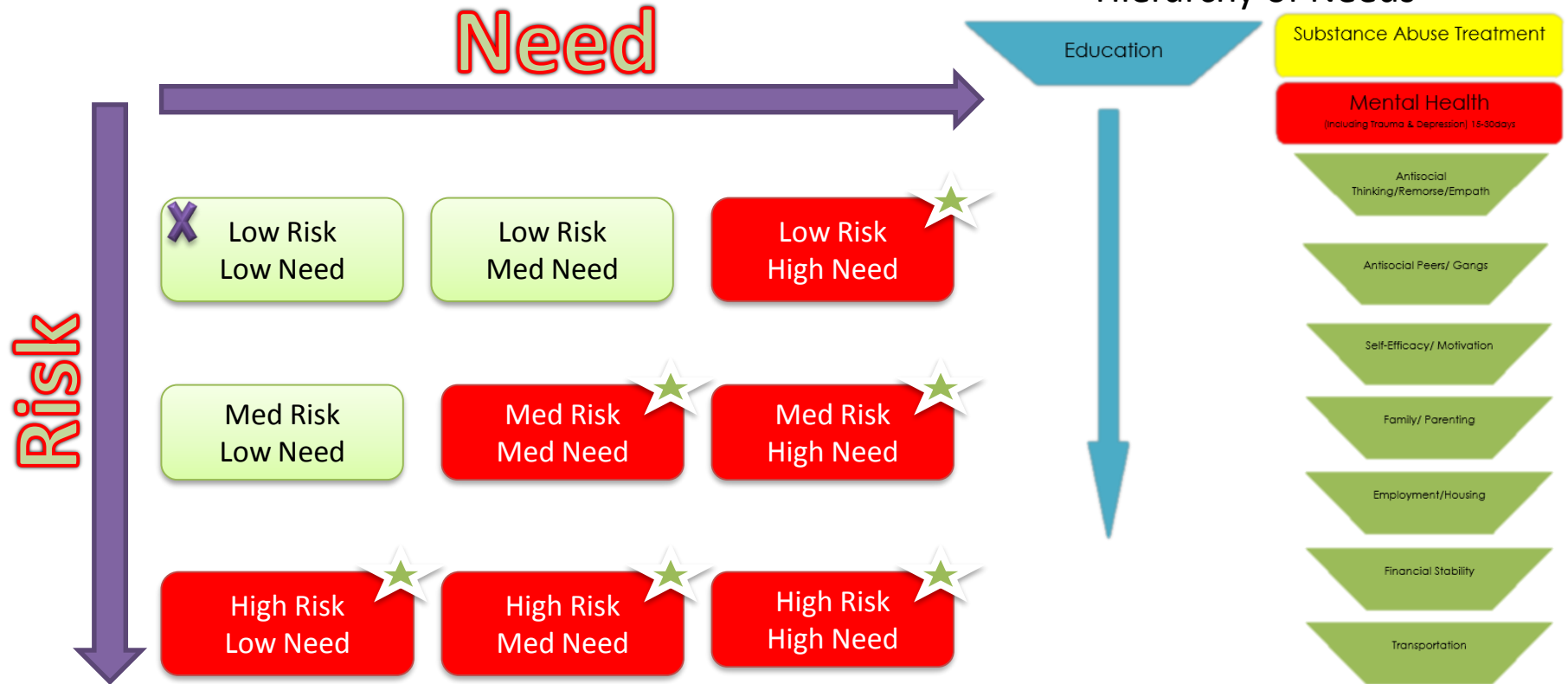
Programming of Output Reports Q3 2018

Further Development of tool as BJA allows Q4 2018-

Q4 2019

TIGER

Risk/Need/Responsivity

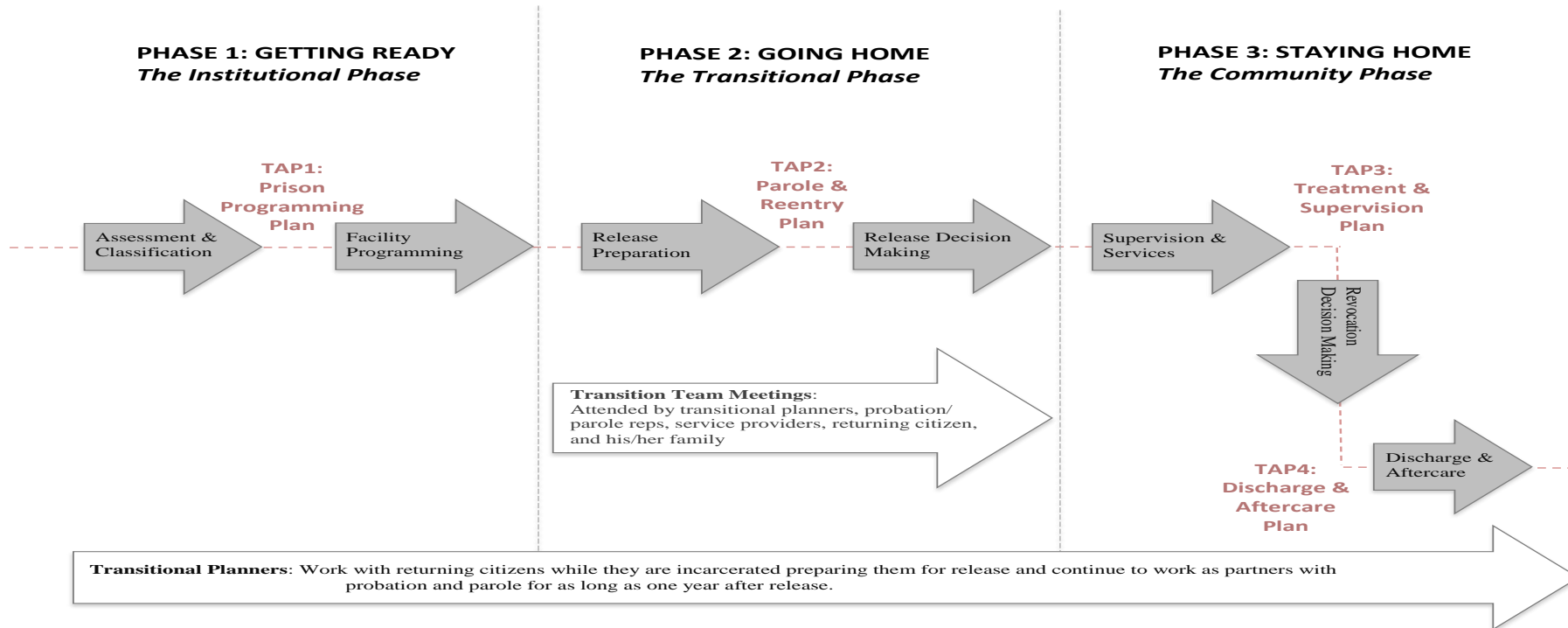


Louisiana Prisoner Reentry Initiative (LA PRI)

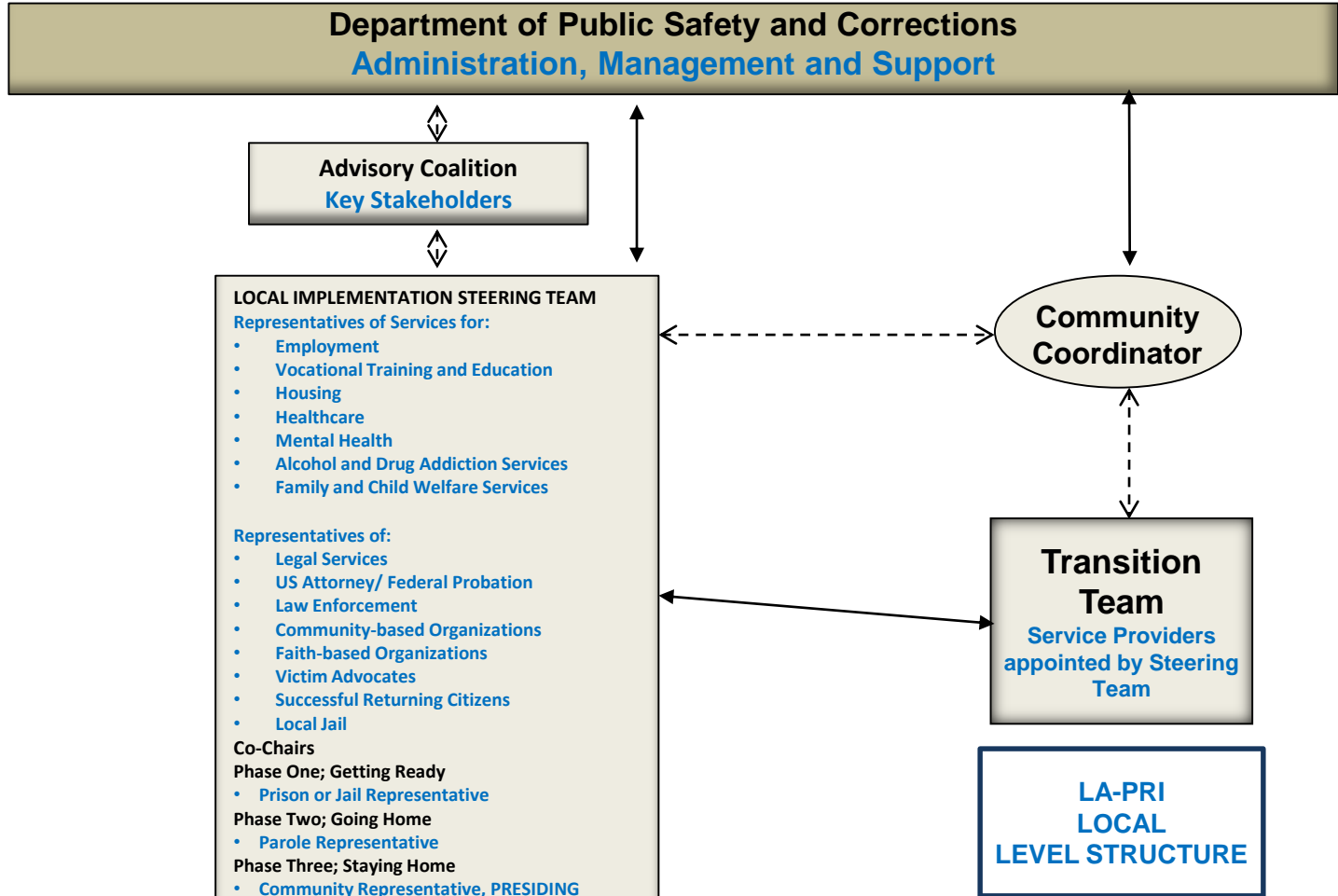
- **Implementation Steering Team:** DOC staff from all disciplines make up three workgroups:
 - Getting Ready (Institution)
 - Going Home (Discharge/Transition)
 - Staying Home (Community Supervision)
- Developed a **Reentry Accountability Plan (ReAP)** to guide offender case planning and management updated for each phase.
- Based on National Institute of Corrections' National **Transition from Prison to Community Model**

Louisiana Prisoner Reentry Initiative (LA PRI)

Transition Accountability Planning (TAP) Flowchart



LA PRI



LA PRI



X. Reinvestment Process: Community Grants

- Request for Proposals to be issued in May - awards to be made in July
- Proposals for projects to enhance, expand, promote service coordination that target unmet reentry needs.
- Prioritize the five LA-PRI tier 1 parishes: Caddo, EBR, Jefferson, Orleans, and St. Tammany
- Performance based contracts with annual renewals if performance goals met

East Baton Rouge Specific Programs

- ***Attention Returning Citizens***
 - District Attorney Hillar Moore
- ***One Mind***
 - Representative Valarie Hodges
- **Specialty Courts:**
 - Drug Court
 - Reentry Court
 - Pending - Mental Health Court

Grants Impacting East Baton Rouge

- Second Chance Act Planning Grant (LCLE)
- Smart Reentry Grant (DPSC)
- Justice Reinvestment Initiative Grant (DPSC)
- Awana Lifeline Prison Ministries
 - Program Operations
- Capital Area Human Services District
 - Behavioral Health Reentry Program
- Capitol Area Reentry Program
 - Connecting to Success
- Catholic Charities of the Diocese of Baton Rouge
 - Joseph Homes
- Center for Justice Innovation
 - Reentry Services
 - Louisiana Prisoner Reentry Initiative
 - LA-PRI East Baton Rouge Community Coordinator

Grants Impacting East Baton Rouge - Continued

- Christian Outreach Center of Baton Rouge
 - Life Transformation Program
- Church United for Community Development
 - Case Manager, Kingdom Men
- Connections for Life
 - Connect2Empower
- Family Services of Greater Baton Rouge
 - Thinking for a Change
- Goodwill Industries of Southeastern Louisiana
 - Goodwill Re-Integration Program (GRIP)
- Louisiana Interchurch Conference
 - Criminal Justice Church-Based Advocacy
- Louisiana Public Health Institute
 - LA-PRI State Level Data Development
- LSU Foundation
 - LSU Law Parole and Reentry Clinic
- MetroMorphosis
 - Baton Rouge Reentry Collaborative

Grants Impacting East Baton Rouge - Continued

- O'Brien House
 - Relapse Prevention for Successful Reentry
- One Touch Ministry
 - Reentry Housing
- Re-Entry Court Services
 - 19th Judicial District Re-Entry Court
- Right On Crime
 - Louisiana Reentry and Justice Policy
- SocialWorx Institute
 - LA-PRI Steering Team Association
- Urban League
 - Career Pathways Program for Returning Citizens
- YWCA of Baton Rouge
 - Freedom Project
- Bridge Center – BRAF MacArthur Foundation
 - Mental Health Diversion
- Hope Ministries
 - Way to Work Program
- Life of a Single Mom – United Way

24th JDC Smart on Crime Initiative

Innovations in Supervision Initiative – 2nd Chance Act Grant

- Swift and Certain

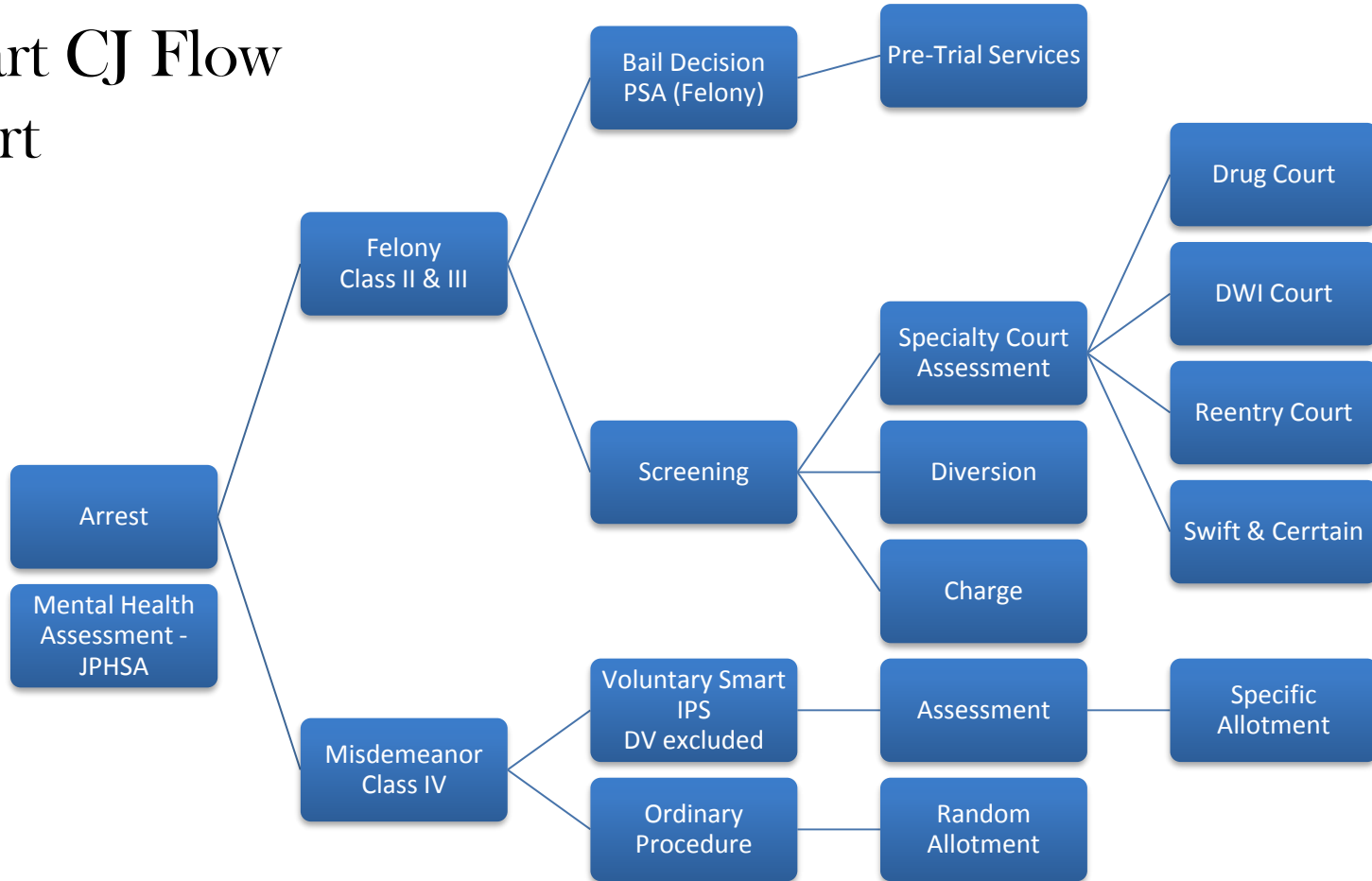
Use of Innovative Technology

- OSM pilot with Probation and Parole
- Resource Mapping
- Use of Web-based Communication Tools

Reentry Court

LA-PRI Coalition

Smart CJ Flow Chart



X. FINAL THOUGHTS AND Q&A

- Criminal Justice systems exists to ensure the community is safe and that those who break the law are held accountable for their actions, while reducing the risk that they cause additional harm.
- **We can never forget that 95% of felons in Louisiana's custody will one day legally return to our communities.**
 - We have to decide if we want them to return to the community with a plan of action for becoming productive citizens or as better criminals.
 - If the choice is to have a plan, then we need to provide opportunities for rehabilitation, education, soft skills training, and reentry planning.

Contributing Factors

- We cannot ignore the contributing factors for crime.
 - We must find a way to address mental health and drug use disorder issues for our citizens.
 - We must support programs that stabilize families and reduce the risks of children following in the footsteps of parents who go to jail.
- We cannot clog our prisons with low-risk citizens who could be better served with treatment and supervision.
- We have to investigate and prosecute serious crime and isolate high risk offenders.

What it takes....

- We have to equip the justice system stakeholders and community based tool to address causes of crime, thus preventing crime.
- It takes:
 - Prevention
 - Diversion
 - Safety Focused Incarceration
 - Successful Reintegration

Justice Reinvestment dollars that we are saving from last year's JRI Package are critical to our ability to improve services that are critical to our success.

James M. Le Blanc, Secretary